

# MultiCare Covid-19 Projections

April 6, 2020



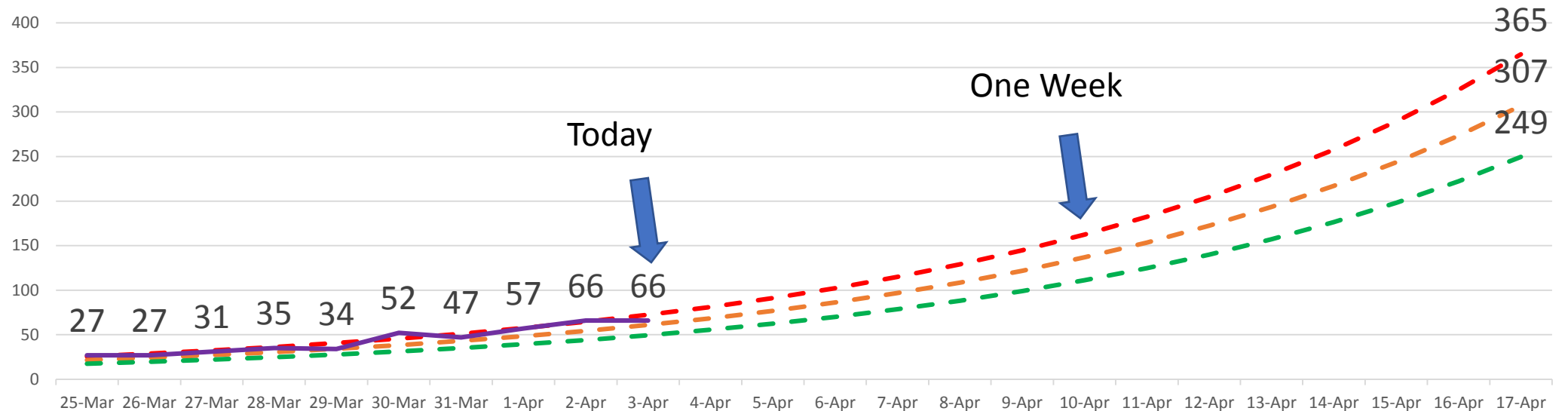
# Projected Total COVID+ Census (ICU and Non-ICU)

PSR

April 3

3 Admission Rates

Growth Rate: Double Every 6 Days, 9 Day LOS



	25-Mar	26-Mar	27-Mar	28-Mar	29-Mar	30-Mar	31-Mar	1-Apr	2-Apr	3-Apr	4-Apr	5-Apr	6-Apr	7-Apr	8-Apr	9-Apr	10-Apr	11-Apr	12-Apr	13-Apr	14-Apr	15-Apr	16-Apr	17-Apr
Model: 19% Total Cases Admitted	26	29	32	36	41	46	51	57	64	72	81	91	102	115	129	145	162	182	205	230	258	289	325	365
Model: 16% Total Cases Admitted	22	24	27	30	34	38	43	48	54	61	68	77	86	97	109	122	137	154	172	193	217	244	274	307
Model: 13% Total Cases Admitted	18	20	22	25	28	31	35	39	44	49	56	62	70	79	88	99	111	125	140	157	176	198	222	249
Actual Census	27	27	31	35	34	52	47	57	66	66														

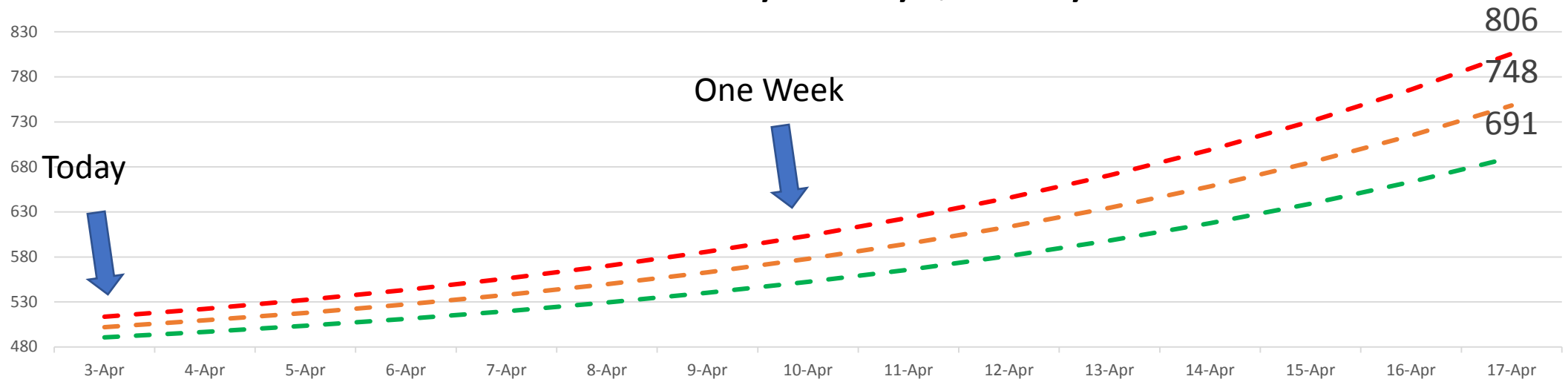
# Projected Total Census (COVID and non-COVID)

PSR

April 3

3 Admission Rates

Growth Rate: Double Every 6 Days, 9 Day LOS



	3-Apr	4-Apr	5-Apr	6-Apr	7-Apr	8-Apr	9-Apr	10-Apr	11-Apr	12-Apr	13-Apr	14-Apr	15-Apr	16-Apr	17-Apr
19% Total Cases Admitted	513	522	532	543	556	570	586	604	623	646	671	699	731	766	806
16% Total Cases Admitted	502	510	518	527	538	550	563	578	595	613	635	658	685	715	748
13% Total Cases Admitted	491	497	504	511	520	529	540	552	566	581	598	618	639	663	691

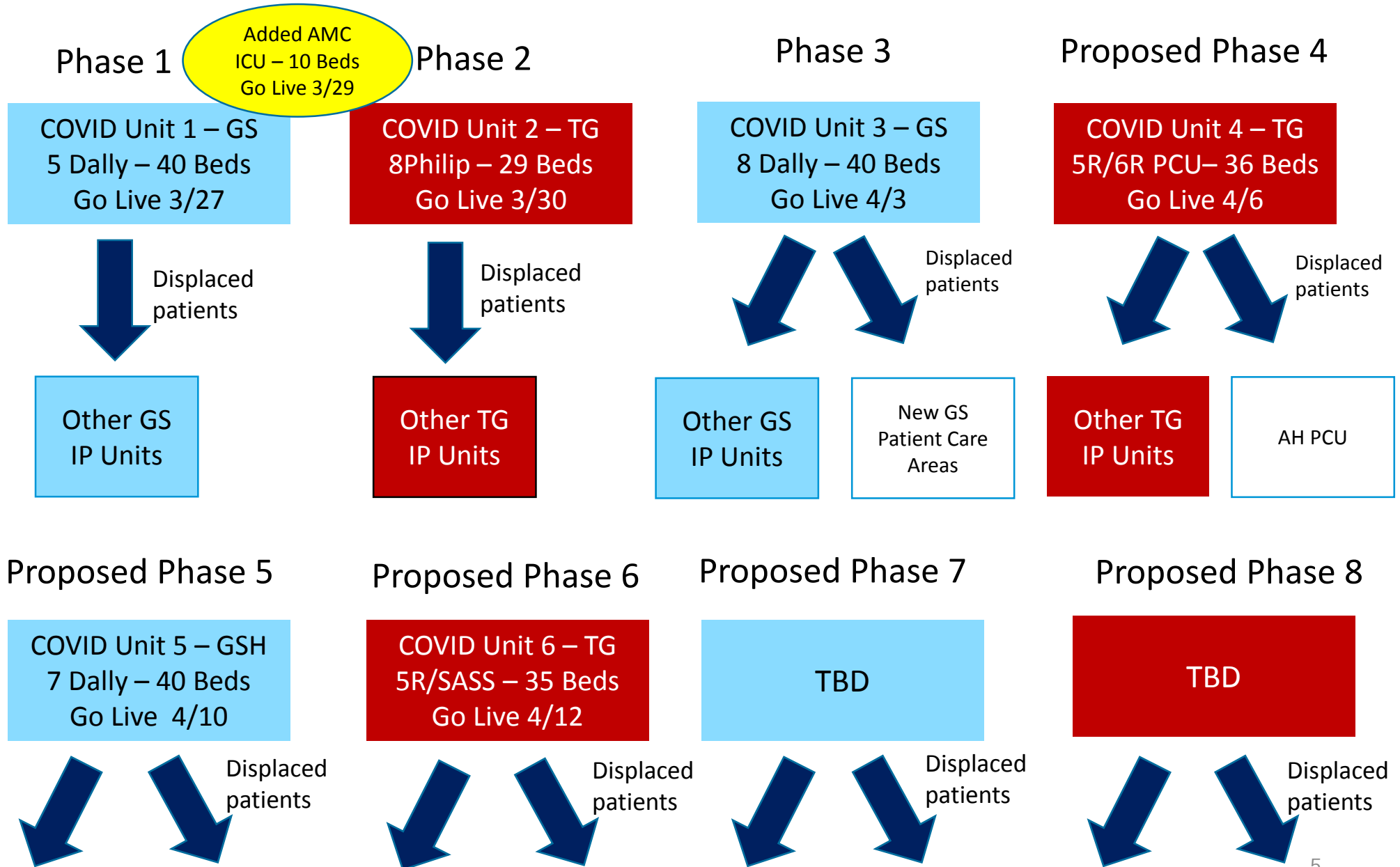
COMMON  
OPERATING  
PICTURE

4/17 targets

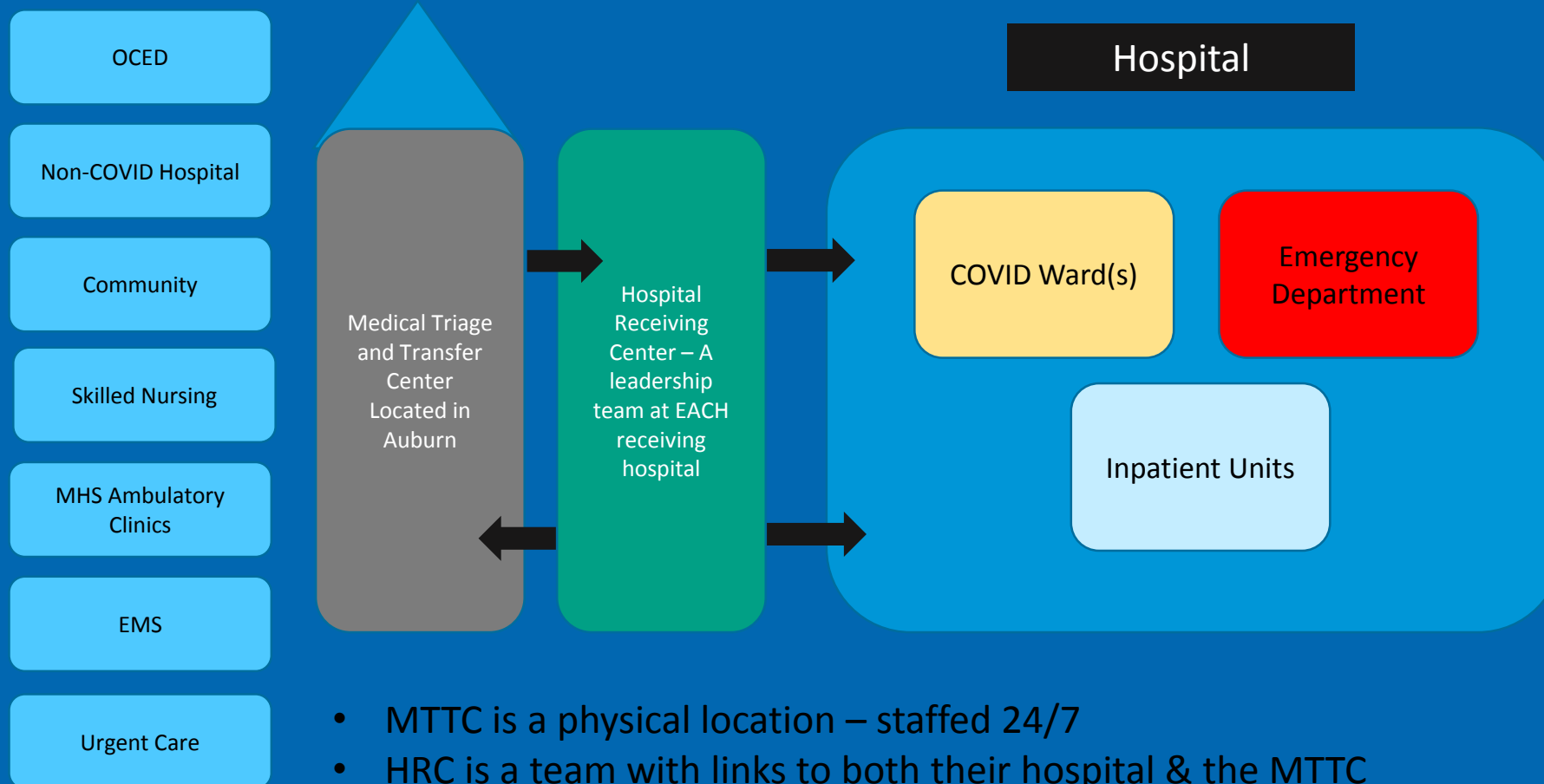
Current Predicted COVID-19 Census numbers through 4/17 (based on 4/3 model)				
				Total COVID+ Census (ICU and Med/Surg)
<b>19% COVID+ patients require admission</b>				<b>426</b> (365 PSR + 61 INW)
<b>16% COVID+ patients require admission</b>				<b>358</b> (307 PSR + 51 INW)
<b>13% COVID+ patients require admission</b>				<b>291</b> (249 PSR + 42 INW)
PSR				
	Projected <u>TOTAL</u> Census 4/17	Current capacity	Projected COVID+ Census (4/17)	Difference (Surge)
<b>ICU + Med Surg</b>	748	735	307	-13

INW				
	Projected <u>TOTAL</u> Census 4/17	Current capacity	Projected COVID+ Census (4/17)	Difference (Surge)
<b>ICU + Med Surg</b>	197	257	51	+60 beds – no gap

# PSR Surge Order of Operations



# MTTC – managing patient movement in MultiCare’s Puget Sound Hospitals



- MTTC is a physical location – staffed 24/7
- HRC is a team with links to both their hospital & the MTTC



Operating Period: 4/5 - 1830 thru 4/6 - 0930

Unit Level of Care	AMC	GSH	TG	AH	Cov	AMC BH	
M/S	Green	Green	Yellow	Green	Green	N/A	
PCU	Green	Orange	Yellow	Green	Green	N/A	
ICU	Green	Orange	Yellow	Green		N/A	
<b>Hospital Capacity Status</b>							
Allenmore	Green						
Auburn	Green						
Covington	Green						
Good Sam	Orange						
TG	Yellow						
AMC BH Covid	Green						
<b>COVID Status does not drive Hospital Capacity Status</b>							
COVID Unit	Red	Green	Red	N/A	N/A	Green	