



AEROSOL PRECAUTIONS



In addition to Standard Precautions

Only essential personnel should enter this room

If you have questions ask nursing staff

Everyone Must: including visitors, doctors & staff



Clean hands when entering and leaving room



Respirator

Use a NIOSH-approved N95 or equivalent or higher-level respirator especially during aerosolizing procedures



Mask

Face mask is acceptable if respirator is not available and for visitors.



Wear eye protection

(face shield or goggles)

Gown and glove at door



KEEP DOOR CLOSED



**Use patient dedicated or disposable equipment
Clean and disinfect shared equipment**

Contact Infection Control prior to discontinuing Precautions

Aerosol Precautions

If patient has diarrhea and/or C. difficile add Contact Enteric Precautions

LIMIT VISITORS AND DOCUMENT ANYONE WHO HAS CONTACT WITH THE PATIENT AND NOTIFY EMPLOYEE HEALTH

Display sign outside the door. At patient discharge, remove sign after room is terminally cleaned.

For use with:

- Novel respiratory viruses including COVID-19

Dishes/Utensils:

No special precautions. Kitchenware sanitized in dishwasher.

Equipment and Supplies:

- Only essential supplies in room.
- Use dedicated or disposable equipment when available.
- Minimize use of cellphones/pagers.
- Clean and disinfect reusable equipment including intravenous pumps, cell phone or pagers (if used in room), and other electronics, supplies, and other equipment prior to removing from patient's room.
- Ensure blood pressure cuff and stethoscope are cleaned and disinfected between patients.

Waste and Linen Management:

For COVID-19, follow local and state public health guidelines Category B for medical waste handling. Bag linen in the patient's room.

Private Room:

If not available, room with patients that have the same organism but no other infection.

Room Cleaning:




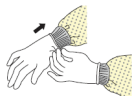

Routine cleaning procedures with addition of cubical curtain changes per hospital procedure.

Transport:

Essential transport only. Patient should remain in room except for medical necessity. Patient should wash their hands. Place patient in clean gown. Place surgical mask on patient. Clean and disinfect transport vehicle. Alert receiving department regarding patient's isolation precaution status.

Personal Protective Equipment:

Facilities should follow CDC's PPE Optimization Strategies to conserve PPE.

| Put ON in this order: | Take OFF & dispose in this order: |
|---|--|
| 1. WASH or GEL HANDS (even if gloves used) | 1. Gloves |
| 2. Gown |  |
| 3. Mask and eye cover | 2. Gown |
|  |  |
| 4. Gloves | 3. WASH or GEL HANDS |
|  | 4. Mask and eye cover: Remove from earpiece or ties to discard - do not grab from front of mask. |
| |  |
| | 5. WASH or GEL HANDS (even if gloves used) |